

Step into the Future with the NEW Matrix (v12 – 12.5)

Activate Your NEW Matrix Dashboard Today!

The latest version of Matrix™ from CoreLogic® features an array of exciting updates and refinements that will help take your daily workflows to the next level.

Quick Tip - How to Activate the New Experience Mode

A "Classic Mode" switch is available in the utility menu (under "Hello Your Name") allowing you to switch between Classic and New modes.

Modern Dashboard

Streamline your work experience by personalizing your Matrix Dashboard with the tools and information you rely on most. Optimized for mobile and tablets, it keeps you productive wherever you are!

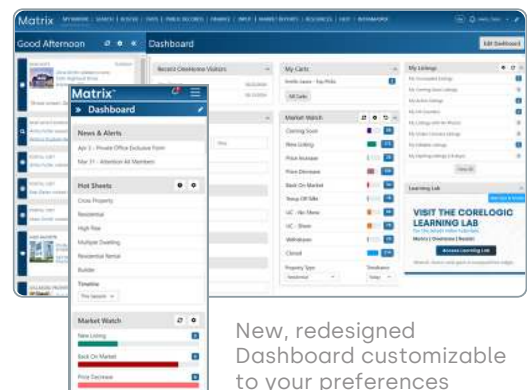
New Timeline of Client Portal Activity

This convenient new feed on the NEW Dashboard will help you identify and manage highly active clients. Use these insights to help prioritize your customer follow-ups, ultimately boosting client satisfaction.

The Timeline displays a full account of your clients' portal activities—such as favorites, discarded listings, notes, saved searches, updates to their OneHome™ Planner, and more. The Timeline also shows when clients opt in, opt out, or unsubscribe from email and text communications.

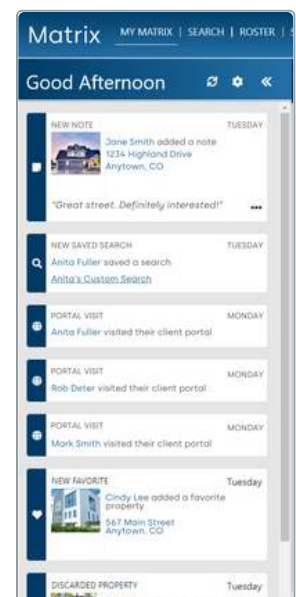
Quick Tips

- Collapse (<<) and expand (>>) the Timeline as needed, and Matrix will remember how you left it. Your Timeline shows activity for the last seven days. Scroll to the bottom to automatically load older events.
- Click the refresh icon to see new events since you logged in.
- Click the gear icon to customize which types of events are displayed in your Timeline.
- "View All" button leads to a screen where you can filter activities and instantly reply to notes added by clients in the client portal or OneHome.



New, redesigned Dashboard customizable to your preferences

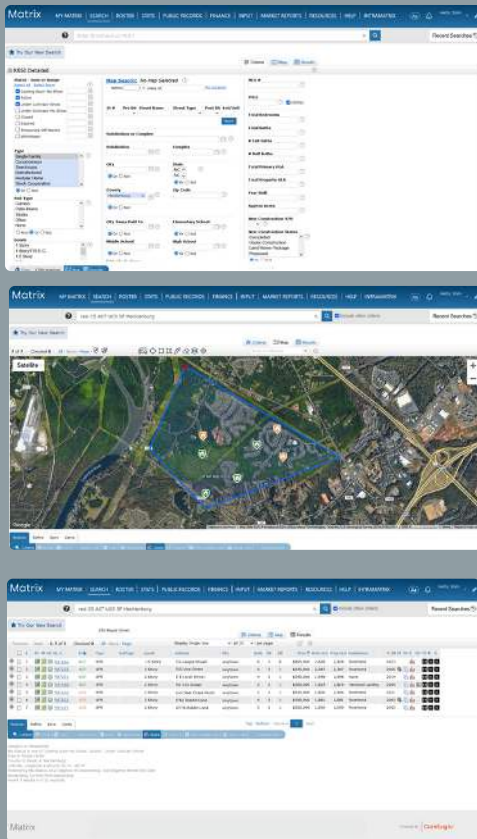
Get insights into client activities with the new Timeline feature



Classic Search VS the NEW 3-Panel Search

Find information faster with fewer clicks. Set criteria and view listings results—in one place. Resize and hide panels to personalize your workspace with what matters most. One click gives you additional property details and photos.

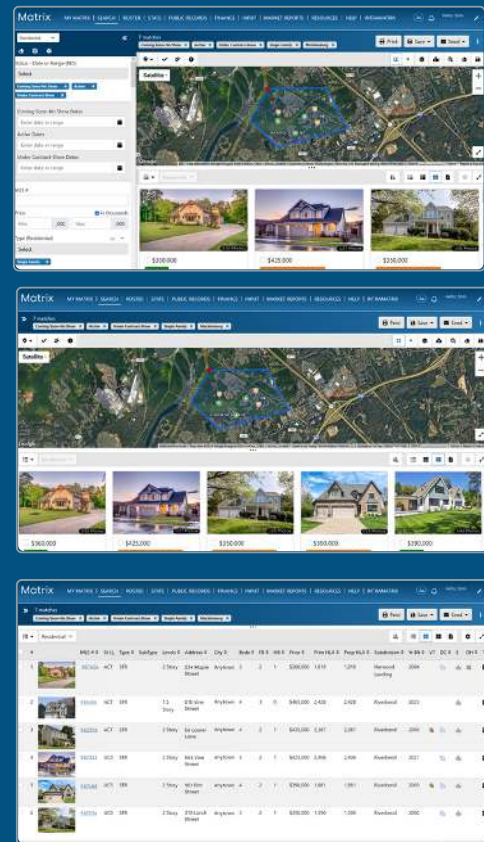
Classic 3-Tab Search



Criteria, map, and results on different tabs

VS

NEW 3-Panel Search Set criteria & view results on one screen.



Hide and expand panels to personalize your search display with what matters most.

Quick Tips

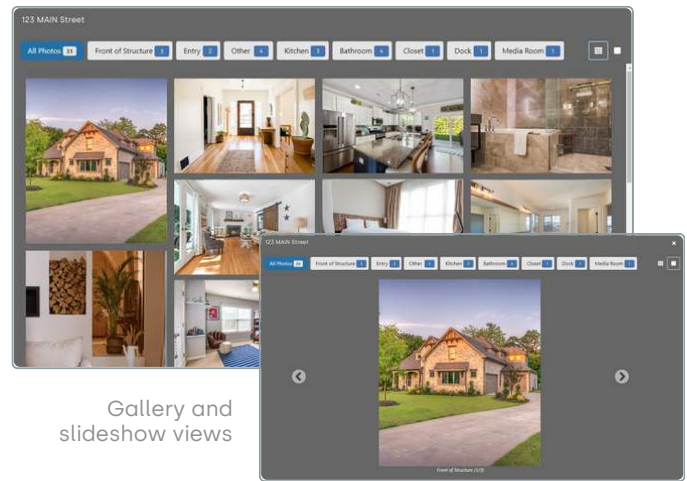
- Access the NEW search from the Search menu. Switch between NEW Search and the Classic Search at any time.
- “Expand” icons on the Map and Search Results List let you maximize the size of the selected panel while hiding the other one. Click the icon a second time to view both panels again.
- Drag the “3 dots” between the Map and Results panels to adjust your viewing area (i.e. make listing results area large, map smaller).
- New pop-over windows let you email listings and work with Auto Emails and Saved Searches without leaving the 3-Panel Search screen.

Enhanced Photo Viewer

Visually explore properties like never before with our enhanced photo viewer. Enjoy beautifully organized, tagged photos in easy-to-navigate tabs. Switch effortlessly between gallery view and slideshow view.

Quick Tip

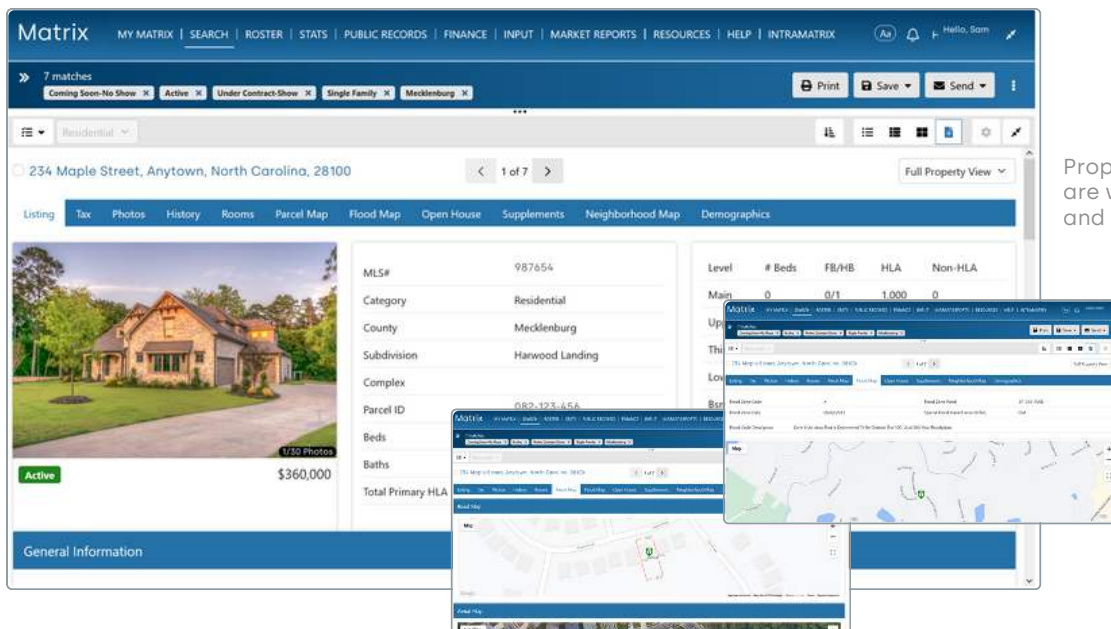
Don't forget to tag your photos by type when creating a new listing. The photo viewer uses these tags to keep everything neatly organized.



Gallery and slideshow views

Refreshed & Modern Property Details Display

Explore a tabbed layout showcasing comprehensive listing details listing details, tax information, photos, interactive maps, and more, conveniently integrated into the new search.



Property details are well organized and easy to read

Improved Driving Directions

Seamlessly send selected listings to Google Maps™ on your computer or to the Google Maps app on your mobile device.

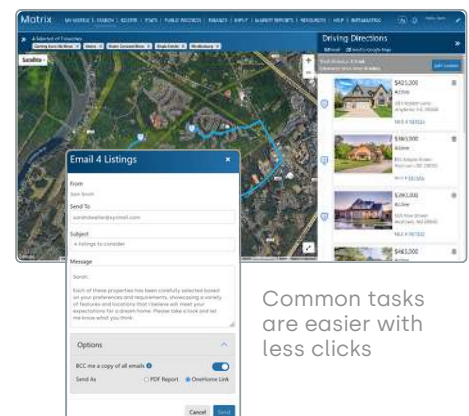
Easier Printing & Emailing of Listings

Quickly create PDFs, print, or email your search results without leaving the Listing Details screen. Email listings as PDF report or Client Portal/OneHome™ link.

Quickly Generate Stats for Search Results

Analyze search results to spot opportunities and trends.

And more!



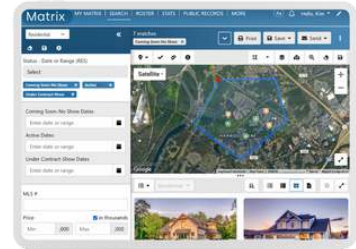
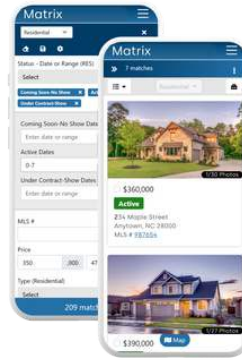
Common tasks are easier with less clicks

Get video tutorials from the CoreLogic Learning Lab on your Matrix Dashboard.

CoreLogic

Enhanced Mobile Experience

Experience the NEW Matrix Dashboard and Search, beautifully optimized for mobile devices and tablets. Stay productive in the office and on the move!



The NEW Search and Dashboard display beautifully on mobile

Modernization of My Matrix Pages

Many of the My Matrix screens have new-UI versions that are optimized for mobile devices. Other My Matrix screens have been improved with more features in Matrix12.3. The areas that have been changed are:

- Sent Emails: Now in the new UI.
- My Carts: Viewable in the new search UI.
- Concierge Summary: Available in the new UI.
- Auto Emails and Saved Searches: Updated list styles with filters in the header.
- Auto Emails: Improved content display aligns with email status and type.

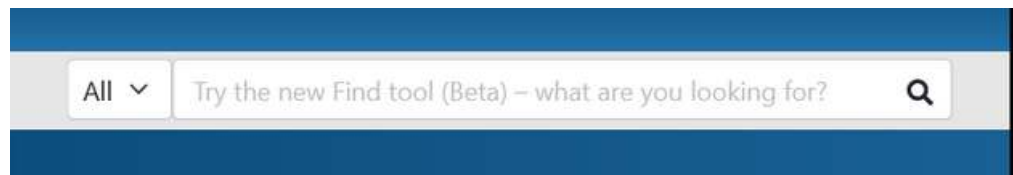
New Find Bar for Quick System-Wide Searches

With a smoother, all-in-one search experience, the new Find Bar replaces the old Speedbar in Matrix. Quickly search listings, tax/public records*, contacts, agents, and more from one place. Simply type to see matching suggestions and go straight to what you need—skipping the main menu. Plus, it keeps your recent activity, like searches and contacts, right at your fingertips.

With the new Find Bar, you can:

- Search by address or ML number for matching listings and public records
- Search by name for matching contacts, saved searches, agents, and offices
- Search just within a specific record type such as listings, public records, contacts, saved searches, etc.
- Instantly access your recent activity, including searches, contacts, listings, public records, agents, and offices.

**Tax/public records are available in participating markets*



New Listing Manager

Experience the convenience of our new, fully responsive Listing Manager. You can effortlessly create a new listing from your laptop or on-the-go with your mobile device.

New & Improved Listing Form

Say goodbye to tedious data entry. Our updated input controls make listing input and updates a breeze. Plus, we've added inline validation for real-time error checking, shortcuts to fulfill required fields, and listing input auto-save.

Easier Photo & Document Management

Effortlessly drag and drop photos and supplemental documents.

Enhanced Listing Manager Display

User-friendly interface that guides you through the entire listing lifecycle.

New Media Privacy

A brand-new feature designed entirely to enhance the protection of homeowners' privacy. This comprehensive functionality covers both listing photos and listing supplements managed within Matrix.

Save Time with AI-Powered Listing Input*

Automatic image tagging, image descriptions, and listing auto-pop based on photos uploaded. *Available in participating Restb.ai markets.

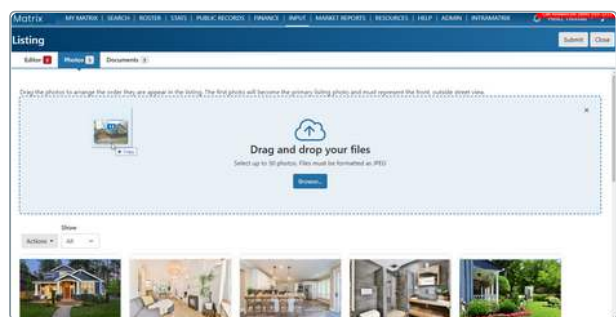
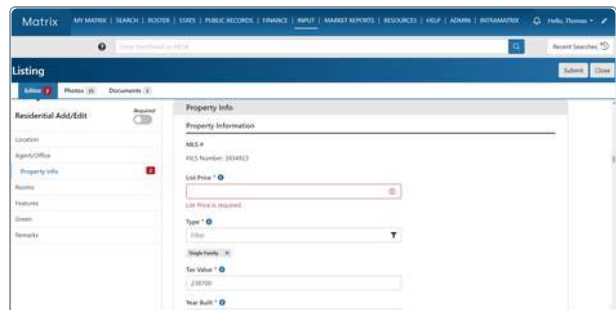
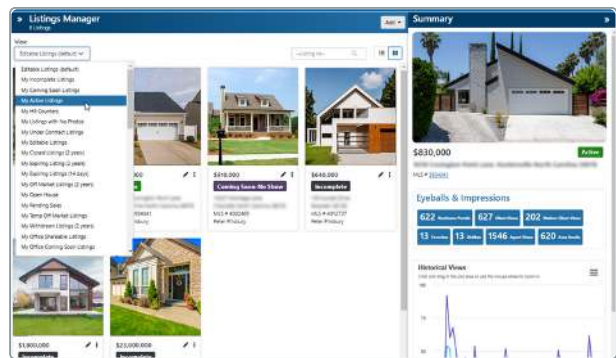
Improve Listing Descriptions with AI*

Just click the magic wand next to Public Remarks for an AI-generated description that is based on the property's details and photos. Choose your tone—standard, playful, professional—edit as needed, and add it to your listing. Matrix tracks if descriptions are manually entered or AI-generated, including any edits made by you. *Available in participating Restb.ai markets.

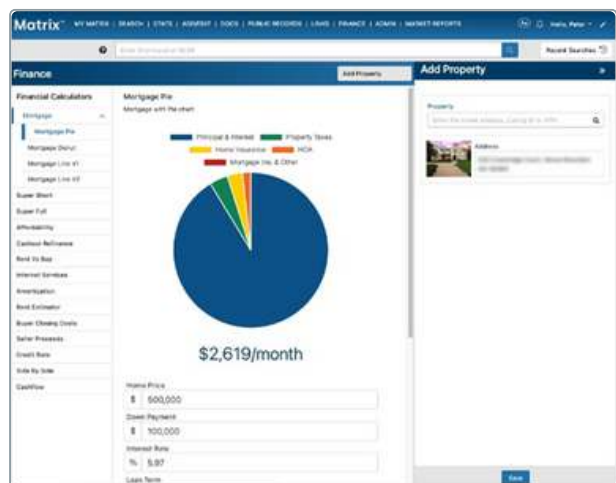
New Financial Calculators (Matrix v12.5)

Powered by Cordless Media, Matrix delivers a suite of powerful new financial calculators. These financial calculators use beautiful, interactive charts and graphs to graphically illustrate a variety of important financial concepts and data, including:

- Estimated mortgage payments
- Affordability
- Available cash
- Rent vs. buy analysis
- Amortization
- Rental estimate (investment insights)
- Buyer closing costs
- Seller proceeds
- Current rates (based on credit score)
- Side-by-side loan comparisons
- Mortgage payment breakdown
- Available internet service



Faster and easier listing input. Works on mobile devices and tablets too.

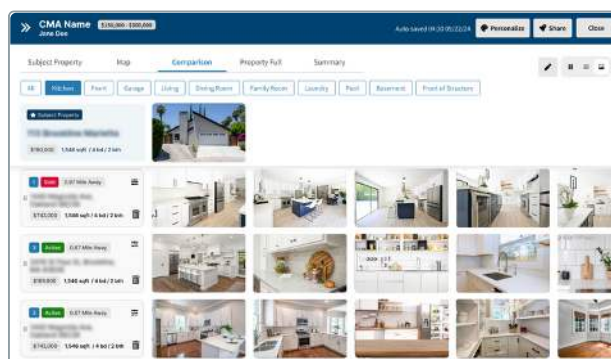
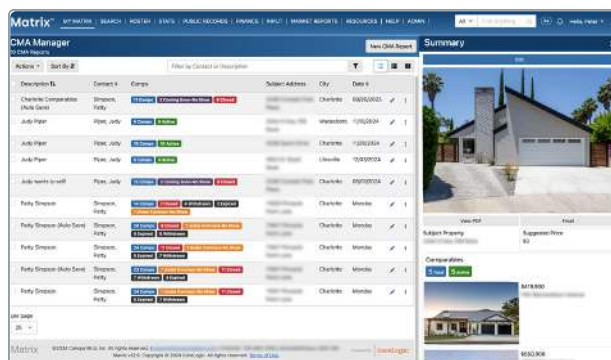


New CMA Manager (Matrix v12.5)

Matrix delivers a brand-new CMA featuring a host of exciting new features. The new CMA is completely redesigned for maximum usability and efficiency while matching the look and feel of the other upgraded program areas perfectly.

With the new CMA, you can:

- Evaluate comps using either a **column or single-line view**, with the ability to add adjustments quickly and easily in either view.
- **Compare photos** of a specific room/type (e.g., kitchen) using the new gallery view, which makes it simple to refine your adjustments by examining appliances, finishes, room condition, and other property information only photos can convey.
- View the **Property Full report** for any comp at any time—unlike the classic CMA, you don't have to open another instance of Matrix in a new tab or interrupt your workflow to look up important property details.
- **Suggest a list price** using the Matrix AVM or manually entered price/range, with the average, median, and high price shown for reference.
- **Visualize the suggested pricing** in context using a graphical price line that shows the list or sale price of each comp.
- **Personalize each CMA** by selecting the subject photo, different pages, and adding your own PDFs.
- View a **live preview** of each CMA page—either Web view or PDF/print view.
- **Share the CMA** using the new Share tool used elsewhere in the new Matrix UI.



The new CMA is completely redesigned for maximum usability and efficiency.

Get video tutorials from the CoreLogic Learning Lab on your Matrix Dashboard.

Stay tuned for additional exciting updates!

Explore What's New & Get Quick Tip Videos

Learn More. Do More.

- Matrix™
- OneHome™
- Realist®
- MLS-Touch®

Learning Lab Access

Take full advantage of your technology tools.